


## INSTRUCTIONS FOR MIXING TWINPACKS

(PROTECTIVE GLOVES SHOULD ALWAYS BE WORN WHEN WORKING WITH RESIN)



**TAKE THE TWINPACK OUT OF THE OUTER WRAPPER**



**OPEN OUT THE TWINPACK**



**REMOVE THE DIVIDING CLIP AND RAIL**




**THE RESIN AND HARDENER ARE NOW READY TO MIX**



**MIX THE TWO COMPONENTS TOGETHER FOR 1 MINUTE**




**USING THE CLIP OR RAIL PUSH THE MATERIAL AWAY FROM THE CORNERS**




**MIX THE MATERIAL AGAIN THOROUGHLY UNTIL A UNIFORM MIX OR COLOUR IS ACHIEVED**




**USING THE CLIP OR RAIL PUSH THE MATERIAL AWAY FROM THE POINTED END**



**THE PACK IS NOW READY FOR USE**



**TAKE A PAIR OF SCISSORS AND SNIP THE POINTED END OF THE PACK**



**CAREFULLY POUR THE MATERIAL INTO/ONTO THE COMPONENT**